




ISSUE DATE: NOVEMBER 2018

BX3LN - STRATUS

MULTI-DECK SPECIFICATION SHEET



KYSOR WARREN
epta refrigeration

General Case Data	Case Length (ft)				APPLICATIONS
	4'	6'	8'	12'	
Total Display Area (ft ²)	12.10	18.20	24.30	36.50	  
Cubic Capacity (ft ³)	18.30	27.60	36.70	55.10	
Max Shelf Depth (in) [Top/Bottom]	14/24	14/24	14/24	14/24	
Weight (lb)	-	-	-	-	
Refrigeration Data (General)					
Discharge Air Velocity (fpm)	NA	NA	NA	NA	
Fan Speed (rpm)	1400	1400	1400	1400	
Discharge Air Temp (°F)	33	33	33	33	
Conventional Thermal Load, Single (Btuh) one row of canopy LED	3376	5064	6752	10128	
Parallel Thermal Load, Single (Btuh) one row of canopy LED	3081	4621	6161	9242	
Additional Btuh per ft LED - Canopy / Shelf & Nose	13 / 11	13 / 11	13 / 11	13 / 11	
Refrigeration Data (HFC)					
Evaporator Temperature (°F)	26	26	26	26	
Superheat Setpoint (°F)	6 - 8	6 - 8	6 - 8	6 - 8	
Estimated Refrigerant Charge (lbs)	1.851	2.768	3.703	5.536	
Refrigeration Data (Glycol)					
Supply Temperature (°F)	20	20	20	20	
Flow (GPM)	QTE	QTE	QTE	QTE	
Fluid %	35	35	35	35	
Pressure Drop (PSID)	QTE	QTE	QTE	QTE	
Electrical Data (Amps/Watts)					
115V/60Hz, 1 Phase					
Fans	0.15	0.30	0.30	0.50	
Canopy Lights (Per row)					
GE LED	0.22	0.33	0.44	0.67	
Shelf Lights (Per row)					
GE LED	0.08	0.10	0.15	0.23	

Defrost Data (off Cycle)			
Defrosts per Day	Failsafe Duration (min) ¹	Termination Temp (°F)	Drip Time (min)
6	31	45	0

¹ At ASHRAE conditions. For conditions above 75°F, 55% RH, increase defrost time by 15 min. Type I refrigerator, intended for use in an area where the environmental conditions are controlled and maintained that conditions do not exceed 75°F and 55% relative humidity. Kysor Warren, whose policy is one of continuous improvement, reserves the right to change at any time specifications, designs, or prices without incurring obligation. DOE 2017 Compliant

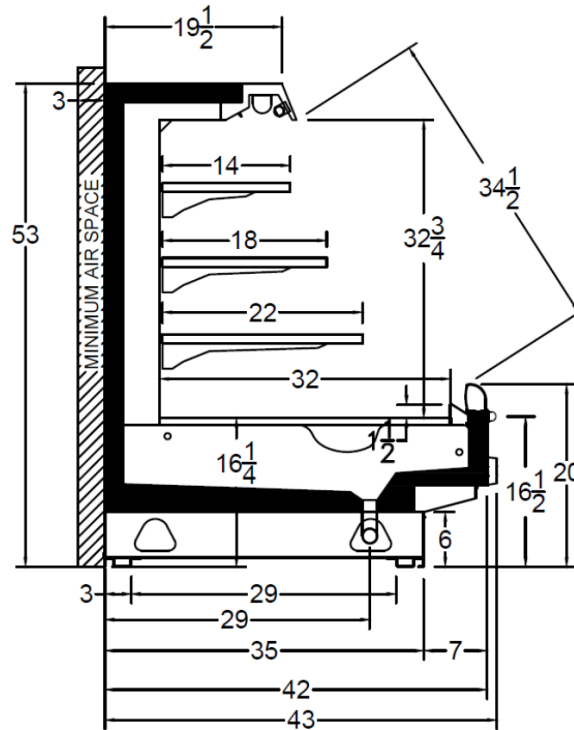


ANSI / NSF 7
The above case model has case lengths that are UL and NSF approved.

BX3LN - STRATUS

MULTI-DECK SPECIFICATION SHEET

BX3LN CROSS VIEW



Add 3" thickness for a pair of ends.

BX3LN PLAN VIEW (SINGLE COIL)

