

ISSUE DATE: SEPTEMBER 2018

NS39VFL1CT- LEGACY




MULTI-DECK SPECIFICATION SHEET



KYSOR WARREN
eptarefrigeration

Case Length (ft)					APPLICATIONS
General Case Data					
Total Display Area (ft ²)	4'	6'	8'	12'	
Cubic Capacity (ft ³)	11.75	18.03	23.47	35.19	
Max Shelf Depth (in) [Top/Bottom] One Row	11.95	17.90	23.87	35.79	
Weight (lb)	12" Only	12" Only	12" Only	12" Only	
	-	-	-	-	
Thermal Load (General)					
Discharge Air Velocity (fpm)	Gravity	Gravity	Gravity	Gravity	
Fan Speed (rpm)	NA	NA	NA	NA	
Discharge Air Temp (°F)	NA	NA	NA	NA	
Evaporator Temperature (°F)	15	15	15	15	
Conventional Thermal Load, Single (Btuh) one row of canopy LED	1252	1878	2504	3756	
Conventional Thermal Load, Single (Btuh) one row of canopy T8	1284	1926	2568	3852	
Parallel Thermal Load, Single (Btuh) one row of canopy LED	1185	1777	2370	3555	
Parallel Thermal Load, Single (Btuh) one row of canopy T8	1217	1926	2434	3651	
Additional Btuh per ft LED - Canopy / Shelf & Nose	13 / 11	13 / 11	13 / 11	13 / 11	
Additional Btuh per ft T8	19	19	19	19	
Superheat Setpoint (°F)	6 - 8	6 - 8	6 - 8	6 - 8	
Estimated Refrigerant Charge (lbs)E	1.083	1.739	2.406	3.737	
Electrical Data (Amps/Watts)					
Lighting, one row canopy LED	0.22	0.33	0.44	0.67	
Lighting, one row canopy T8	0.24	0.43	0.47	0.71	
Defrost Data (off Cycle)					
Defrosts Data	Per Day	Fail Safe	Termination		
Off Cycle	1	80	TIME		

1 At ASHRAE conditions. For conditions above 75°F, 55% RH, increase defrost time by 15 min. Type I refrigerator, intended for use in an area where the environmental conditions are controlled and maintained that conditions do not exceed 75°F and 55% relative humidity. Kysor Warren, whose policy is one of continuous improvement, reserves the right to change at any time specifications, designs, or prices without incurring obligation. DOE 2017 Compliant



ANSI / NSF 7

The above case model has case lengths that are UL and NSF approved.

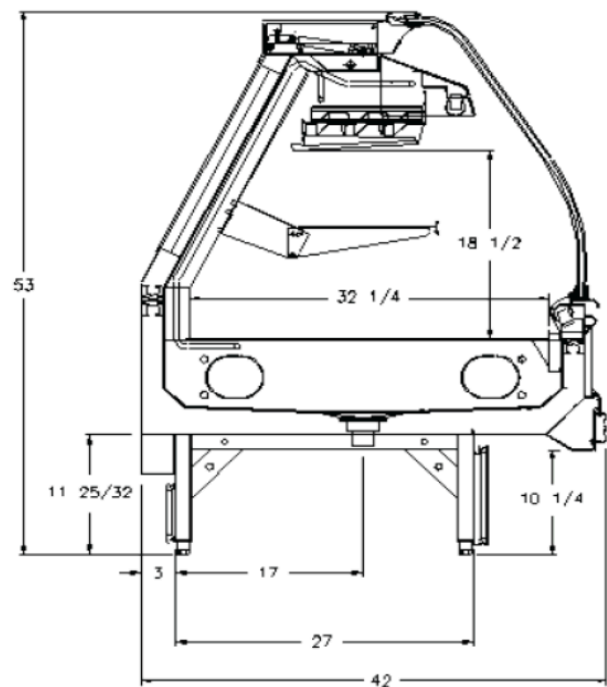


The above case model has case lengths that are UL and NSF approved.

NS39VFL1CT- LEGACY

MULTI-DECK SPECIFICATION SHEET

NS39VFL1CT CROSS VIEW



Add 3" thickness for a pair of ends.

NS39VFL1CT PLAN VIEW

